

1<sup>st</sup> November 2006

## Atlas Ward structure Feltham distribution project

Atlas Ward Structures is currently working on a distribution project for Slough Estates, the largest industrial development and investment property company in Europe. The project was awarded to the North Yorkshire based steelwork contractor, by one of the most successful UK building and construction companies, Wates Construction.

The project is located at Faggs Road in Feltham, Middlesex and forms part of Slough Estates speculative build programme.

Atlas Ward Structures are responsible for the design, fabrication and erection of in excess of 400 tonnes of structural steel for this project, which measures over 87,500 sq ft.

It is expected to be ready for occupation in Spring 2007.

Editor's Notes:

## About Atlas Ward Structures






Atlas Ward Structures Limited are one of the largest Structural Steel Fabricators in the UK. They design, fabricate and erect structural steel framed buildings in the Industrial, Commercial, Education, Residential and Health sectors.

Atlas Ward Structures Limited operates UK wide and is a subsidiary of Severfield-Rowen Plc – it's parent company, with a turnover of over £200 million.

Severfield-Rowen Plc acquired Atlas Ward Structures Limited on 1 April 2005.

## About Severfield-Rowen Plc

Severfield-Rowen Plc is the market leader in structural steel, and consists of the following major Group Companies:

-  Severfield-Reeve Structures, Dalton, North Yorkshire
-  Watson Steel Structures, Bolton, Lancashire
-  Rowen Structures, Sutton-in-Ashfield, Nottingham
-  Atlas Ward Structures, Sherburn, North Yorkshire
-  Steelcraft Erection Services based at Dalton, North Yorkshire

The combined resources of the Group of Companies have the design, engineering skills and experience to handle complex projects over a diverse range of sectors.

The Companies can facilitate the production of a wide range of steelwork packages, including projects requiring high added value engineering content.

## Proven Group Strengths:

- |   |  |
|---|--|
|  Performance and Value           |  Multi-Sector Presence        |
|  Project Completion Track Record |  Fabsec® Beams/Firebeam®      |
|  Capability and Flexibility      |  Plate Girders                |
|  Design Engineering              |  Stairs and Feature Steelwork |
|  Customer Focus                  |  Sections                     |
|  Health & Safety Record          |  Tubular Constructions        |
|  Financial Strength              |  Intumescent Coating          |

## Recently:

On the 3<sup>rd</sup> February 2006, Severfield-Rowen plc and Murray Metals Group ('MMG'), one of the UK's largest structural steel and specialist metal suppliers, announce the creation of a new joint venture company – Steel UK Ltd ('Steel UK').

The formation of Steel UK is a key strategic development for its founding members and results from the ongoing consolidation of the steel industry. Steel UK, which will be jointly directed by senior executives of Severfield-Rowen and MMG, is an amalgamation of end-user and distributor and, as such, will have a major synergy potential.

The two companies will remain independent and separate in their core operating fields of Constructional Steelwork Contracting and Steel Stockholding.

#### About Wates Construction

Wates Construction focuses on education, commercial buildings and public sector frameworks, delivered across the UK through centres of excellence.

As a pioneer of frameworks, they collaborate closely with customers, their advisors and the supply chain to achieve best value and on time, on budget delivery, every time. Their broad partnership experience translates effectively for private sector clients who increasingly seek contractors that add real value through continuous improvement.

#### About Slough Estates

Slough Estates International is the leading provider of flexible business space and owns business parks in Europe and North America, with property assets of £5.6bn, with over four million square metres of business space and over 1,700 customers – all as at 30 June 2006. SEI has an annual rent roll of £289m and the weighted average unexpired lease length is 11.9 years. Flexible business is space on industrial sites or business parks which is put to multiple uses, such as manufacturing, light assembly, distribution (both “small” and “big box”), research and development, offices and warehousing. Slough Estates’ properties are in suburban locations in close proximity to the main business centres, where there is long term demand for business accommodation to serve these key economic regions. The company continues to develop new business parks with the long term objective of building shareholder value and enhancing its reputation for quality buildings offering excellent value to customers.

[www.sloughestates.com](http://www.sloughestates.com)

**For further information contact:**



Emma Simpson, Atlas Ward Structures Public Relations Department,  
telephone 01944 710 421 / Email: [emma.simpson@atlasward.com](mailto:emma.simpson@atlasward.com)

**Issued by:**

Public Relations Department - Emma Simpson, Atlas Ward Structures  
Limited, Sherburn, Malton, North Yorkshire, YO17 8PZ. Fax 01944 710 387

**Photo:**

Artists Impressions are attached in JPEG format to the email. Named –  
'Faggs Road'. Copyright - Langley Hall Associates

**Acknowledgements:**

Ultimate Client -	Slough Estates
Main Contractor -	Wates Construction
Architect -	Langley Hall Associates
Structural Engineer -	John Tooke and Partners
Structural Steelwork -	Atlas Ward Structures Limited